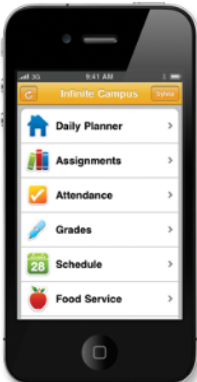


These Active Icons are on the portal. The parent selects the one they need based on what type of smart phone they have.



This is the screen you get when you click on the first one. Its for the Apple Phone.




Go Mobile Anytime. Anywhere.



Anytime, anywhere access.
Get your Campus Portal information when you want it from your mobile device.

One Touch. Tons of Info.

Step 1 **Download the App**
Download the Infinite Campus Mobile Portal application from any of the following app stores:



Step 2 **Launch the App and Enter in the District ID**
Select Settings.
Enter your District ID: **FDTVLB**
Select Go.

Step 3 **Enter Portal Account to Sign In**
Enter your Campus Portal username and password
Select Go/Sign In

Step 4 **Get Assistance**
The best place to find help is on our [mobile site](#) and the [FAQ page](#). There you will find helpful information and also information on submitting a support request should you need more assistance.

infinitecampus.com | [Campus Mobile Portal](#)

From this screen you click can click on the app and down load it to you smart phone. Step 2 tells you the District ID needed to activate the app for Muscogee County.