


# Jordan Vocational High School

 3200 Howard Ave, Columbus, GA 31904

 (706)748-2819

 Grades: 9-12

 Enrollment: 765 students

## Performance Snapshot

- Jordan Vocational High School's **overall performance is higher than 31% of schools in the state** and is lower than its district.
- Its students' **academic growth is higher than 49% of schools in the state** and lower than its district.
- Its **four-year graduation rate is 75.4%**, which is **higher than 19% of high schools in the state** and lower than its district.
- **31.6% of graduates are college ready.**
- Jordan Vocational High School is **Beating the Odds**, meaning that it performs better than similar schools.

## School Wide

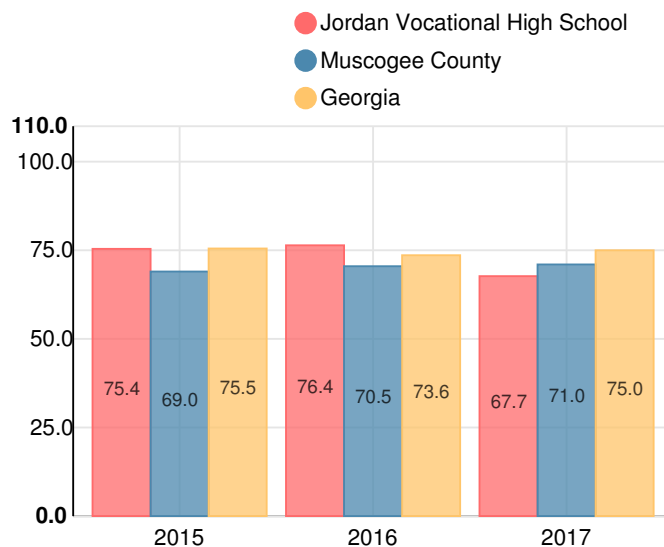
**D**

**67.7**

Year	Jordan Vocational High School
2017	D
2016	C
2015	C
2014	C
2013	C

Grade conversion	
A	90 - 100
B	80 - 89.9
C	70 - 79.9
D	60 - 69.9
F	0 - 59.9

## CCRPI Single Score



Student Mobility Rate

31.8%

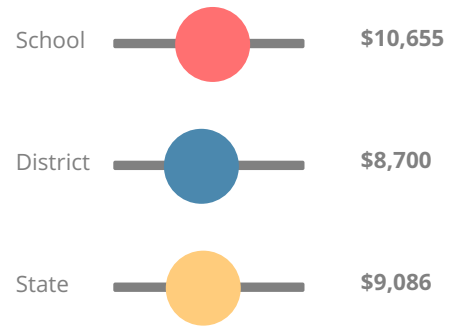
School Climate Star Rating



Financial Efficiency Star Rating

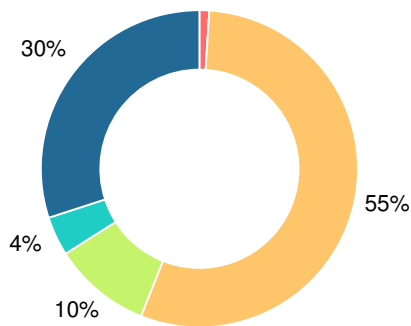


Per Pupil Expenditures



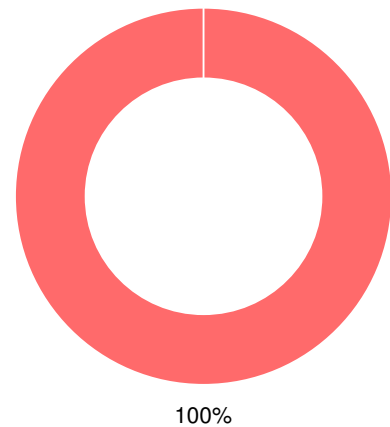
Race/Ethnicity

- Asian/Pacific Islander
- American Indian/Alaskan
- Black
- Hispanic
- Multi-racial
- White



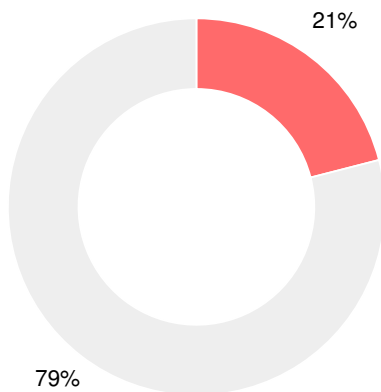
Free/Reduced-Price Lunch (FRL)

- FRL
- Not FRL



Students with Disability (SWD)

- SWD
- Not SWD



English Language Learners (ELL)

- ELL
- Not ELL



# High School

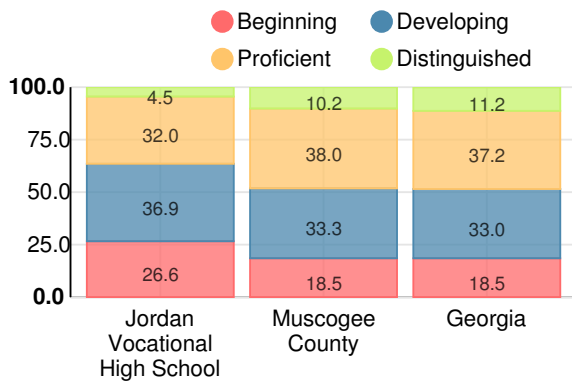
## CCRPI Score

### Jordan Vocational High School

Indicator	2017
Achievement	25.4
Progress	34.5
Gap	6.7
Challenge	1.1
<b>CCRPI Score</b>	<b>67.7</b>

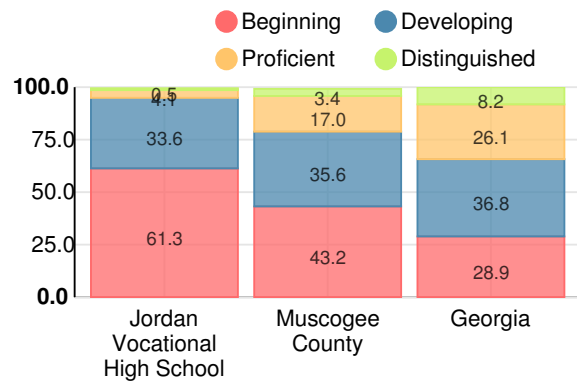
### American Literature & Composition

Percent of students scoring in each performance level on 2017 Georgia Milestones



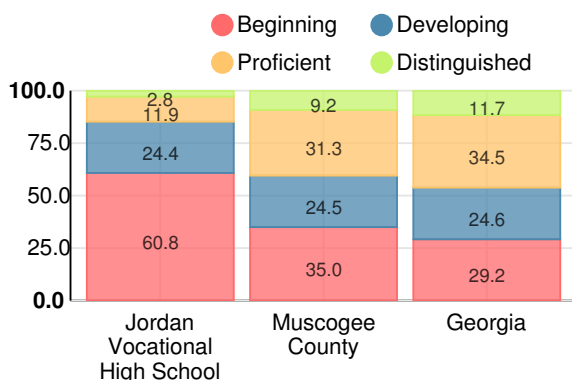
### Coordinate Algebra/Algebra I

Percent of students scoring in each performance level on 2017 Georgia Milestones



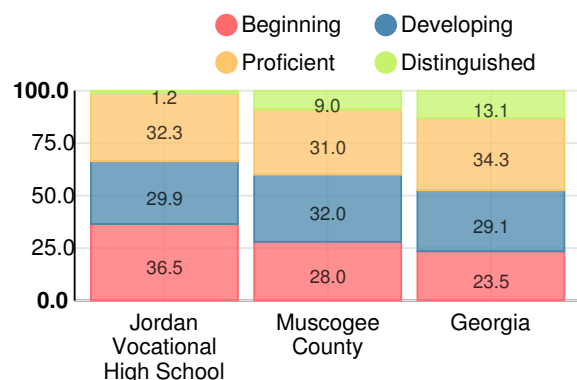
### Biology

Percent of students scoring in each performance level on 2017 Georgia Milestones



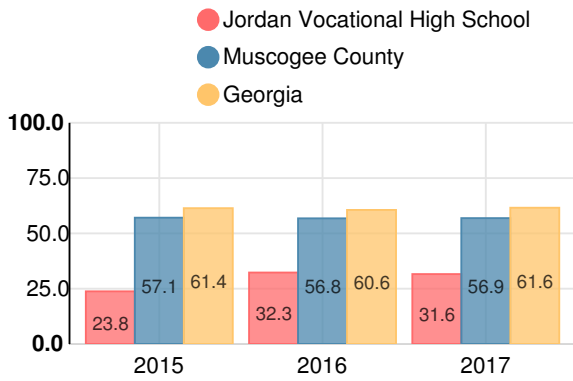
### US History

Percent of students scoring in each performance level on 2017 Georgia Milestones



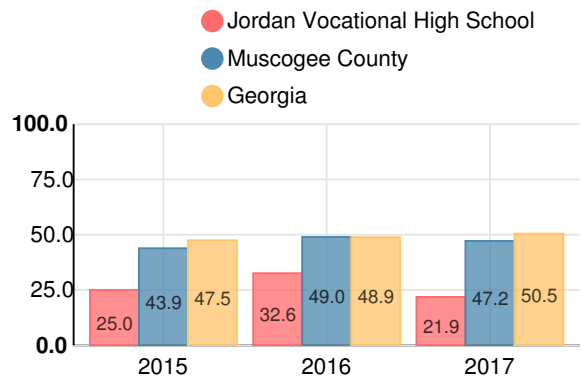
### College Readiness

Percent of high school graduates who are college ready

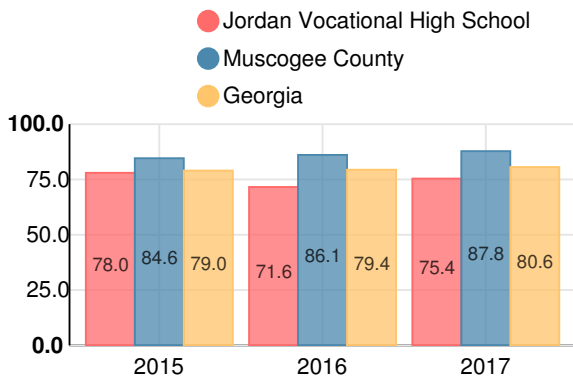


### Accelerated Course Taking

Percent of high school graduates earning high school credit for accelerated enrollment



### Four-Year Graduation Rate



### College Enrollment Rate

