



Midland Academy

 7373 Psalmond Rd, Midland, GA 31820

 (706)569-3664

 Grades: K-5

 Enrollment: 577 students

Performance Snapshot

- Midland Academy's **overall performance is higher than 53% of schools in the state** and is higher than its district.
- Its students' **academic growth is higher than 62% of schools in the state** and higher than its district.
- **56.7% of its 3rd grade students are reading at or above the grade level target.**

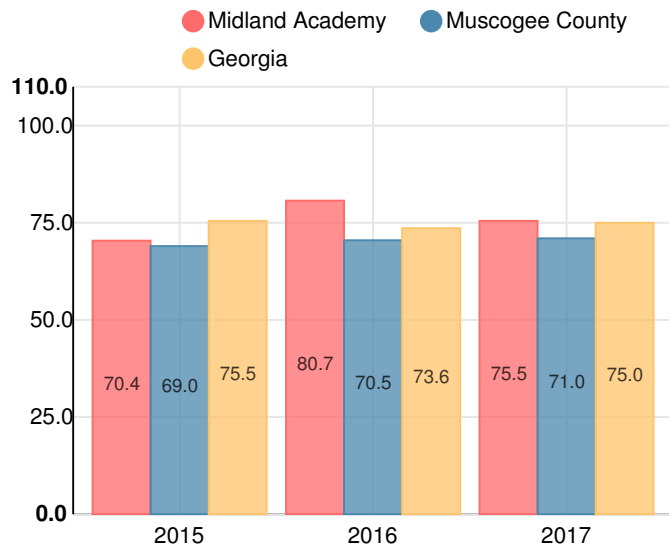
School Wide

C
75.5

Year	Midland Academy
2017	C
2016	B
2015	C
2014	C
2013	D

Grade conversion	
A	90 - 100
B	80 - 89.9
C	70 - 79.9
D	60 - 69.9
F	0 - 59.9

CCRPI Single Score



Student Mobility Rate

16.8%

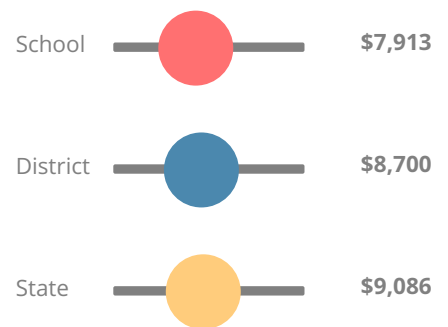
School Climate Star Rating



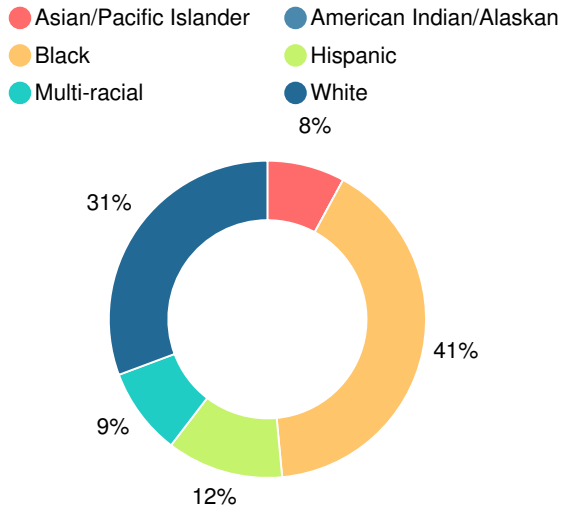
Financial Efficiency Star Rating



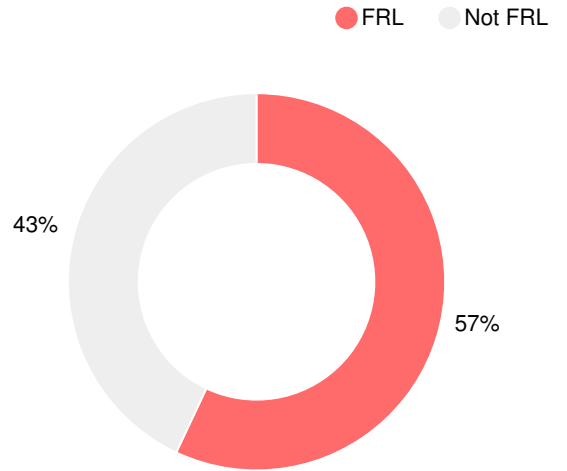
Per Pupil Expenditures



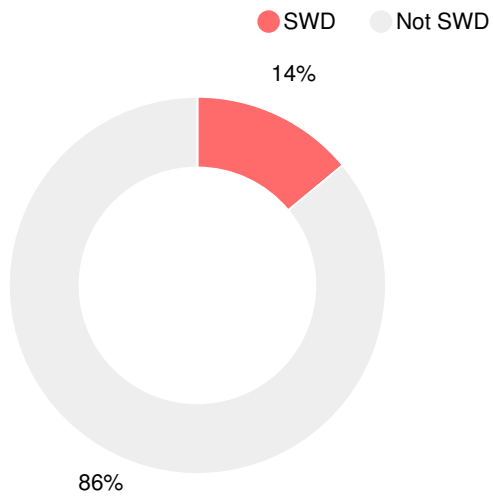
Race/Ethnicity



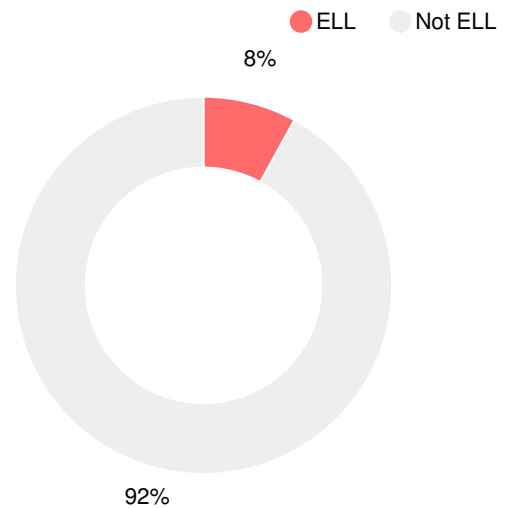
Free/Reduced-Price Lunch (FRL)



Students with Disability (SWD)



English Language Learners (ELL)



Elementary

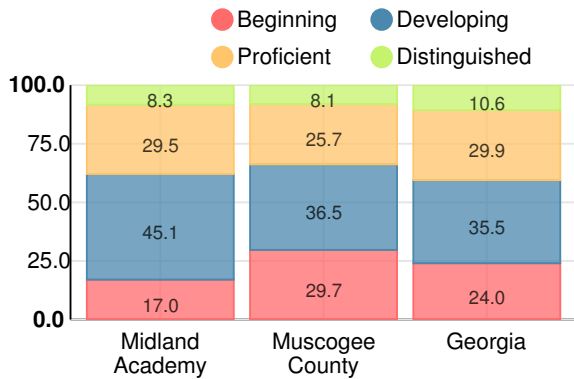
CCRPI Score

Midland Academy

Indicator	2017
Achievement	31.0
Progress	35.5
Gap	6.7
Challenge	2.3
CCRPI Score	75.5

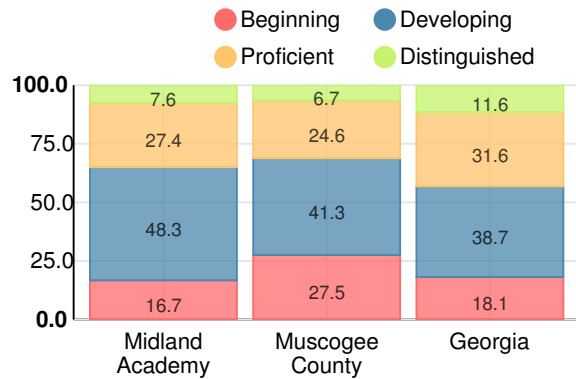
English

Percent of students scoring in each performance level on 2017 Georgia Milestones for elementary grades



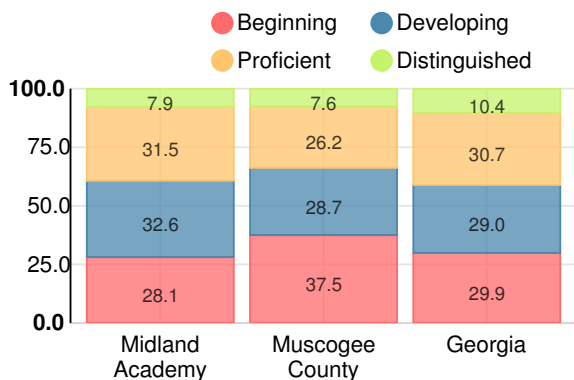
Mathematics

Percent of students scoring in each performance level on 2017 Georgia Milestones for elementary grades



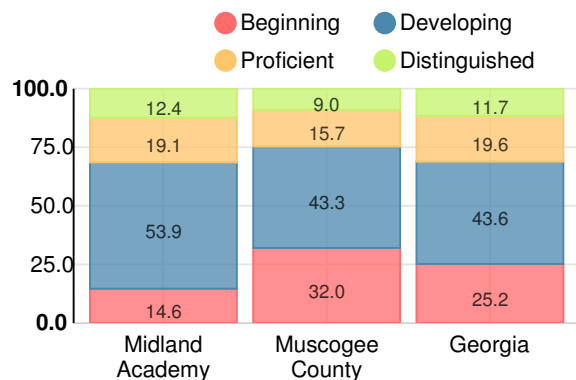
Science

Percent of students scoring in each performance level on 2017 Georgia Milestones for elementary grades



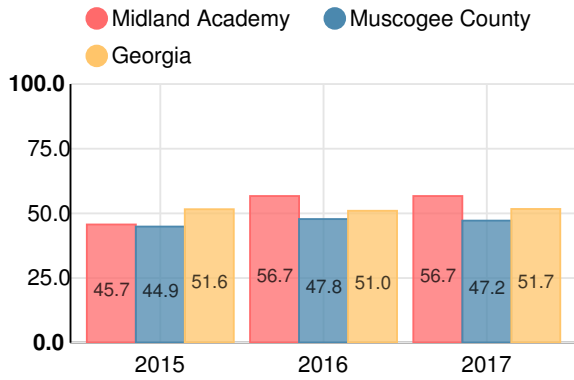
Social Studies

Percent of students scoring in each performance level on 2017 Georgia Milestones for elementary grades



Reading at or above the Grade Level Target (3rd Grade)

Percent of students in grade 3 achieving Lexile measure equal to or greater than 650



Reading at or above the Grade Level Target (5th Grade)

Percent of students in grade 5 achieving Lexile measure equal to or greater than 850

