




Mathews Elementary School

 7533 Lynch Rd, Midland, GA 31820

 (706)569-3656

 Grades: K-5

 Enrollment: 593 students

Performance Snapshot

- Mathews Elementary School's **overall performance is higher than 60% of schools in the state** and is higher than its district.
- Its students' **academic growth is higher than 31% of schools in the state** and similar to its district.
- **78.5% of its 3rd grade students are reading at or above the grade level target.**

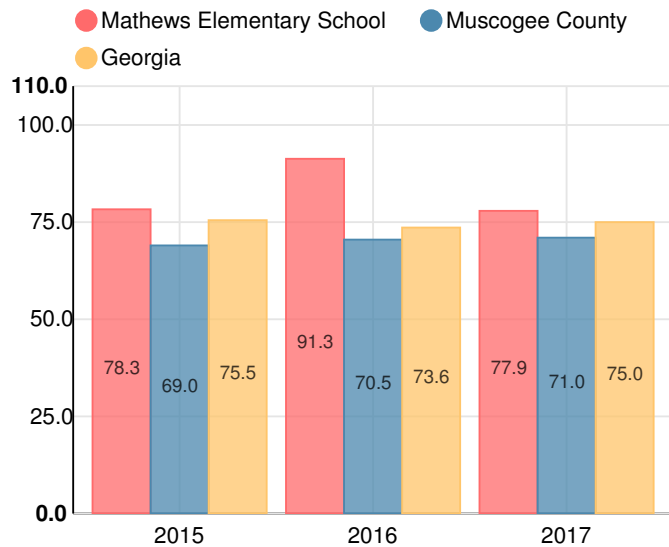
School Wide

C
77.9

| Year | Mathews Elementary School |
|------|---------------------------|
| 2017 | C |
| 2016 | A |
| 2015 | C |
| 2014 | B |
| 2013 | C |

| Grade conversion | |
|------------------|-----------|
| A | 90 - 100 |
| B | 80 - 89.9 |
| C | 70 - 79.9 |
| D | 60 - 69.9 |
| F | 0 - 59.9 |

CCRPI Single Score



Student Mobility Rate

10.6%

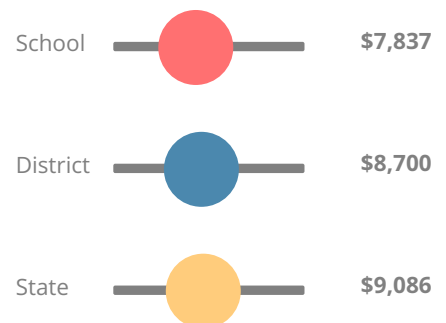
School Climate Star Rating



Financial Efficiency Star Rating

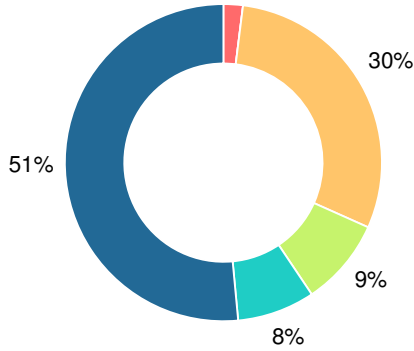


Per Pupil Expenditures



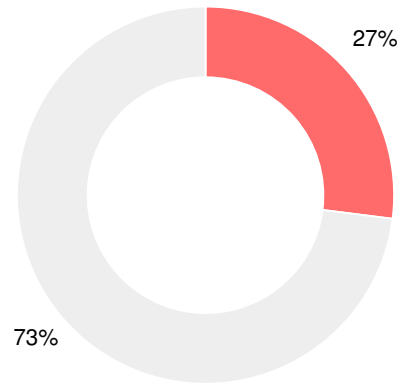
Race/Ethnicity

- Asian/Pacific Islander
- American Indian/Alaskan
- Black
- Hispanic
- Multi-racial
- White



Free/Reduced-Price Lunch (FRL)

- FRL
- Not FRL




Students with Disability (SWD)

- SWD
- Not SWD



English Language Learners (ELL)

- ELL
- Not ELL



Elementary

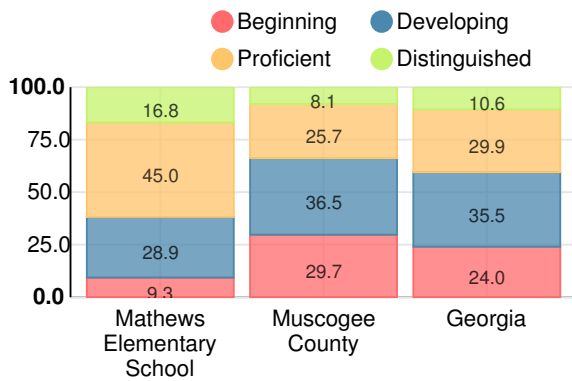
CCRPI Score

Mathews Elementary School

| Indicator | 2017 |
|--------------------|-------------|
| Achievement | 37.3 |
| Progress | 32.0 |
| Gap | 6.7 |
| Challenge | 1.9 |
| CCRPI Score | 77.9 |

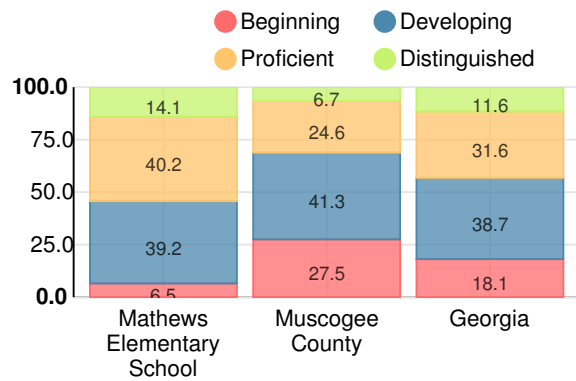
English

Percent of students scoring in each performance level on 2017 Georgia Milestones for elementary grades



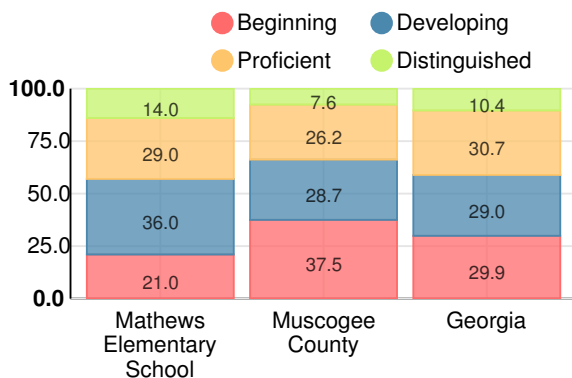
Mathematics

Percent of students scoring in each performance level on 2017 Georgia Milestones for elementary grades



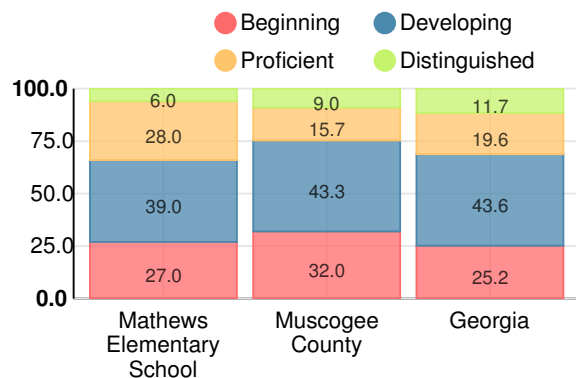
Science

Percent of students scoring in each performance level on 2017 Georgia Milestones for elementary grades



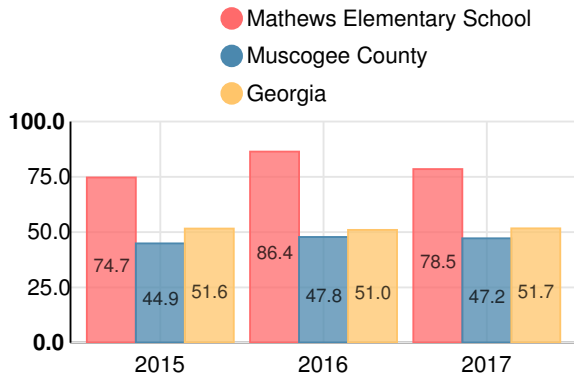
Social Studies

Percent of students scoring in each performance level on 2017 Georgia Milestones for elementary grades



Reading at or above the Grade Level Target (3rd Grade)

Percent of students in grade 3 achieving Lexile measure equal to or greater than 650



Reading at or above the Grade Level Target (5th Grade)

Percent of students in grade 5 achieving Lexile measure equal to or greater than 850

